RG-NAD 1000 V1.3

V1.0

2025-09-17

z

z

z

z

z

z

z

z

E

>ž/p+^ m ûN± ¼@ ,ºH ?· ¥ > ¸ Ò 3?ü!š2± ¥ ¸ %73 28* Õ73 g ~ L]73Lƒ „ >

B* D

+^ Ä Ñ>› { =+i D = /p1• > ¸ Ò 3?ü!š2± ¥ ¸ C P 28* [H D Ò >

Ý ÷ (~ b e 7 û ë

+^ Ä Ñ Ý ÷ L(~ b e 7 û ë,ºB* D >

3.

.....
.....
.....
2.1 1
2.2 1
.....
3.1 1
3.2 3
3.3 3
.....
.....
.....
3.4 RG-NAD 1000.....3
3.5 4
.....
4.1 RG-NAD 1000 IP 6
4.2 RG-NAD 1000 8
.....
.....
.....

1

-

-

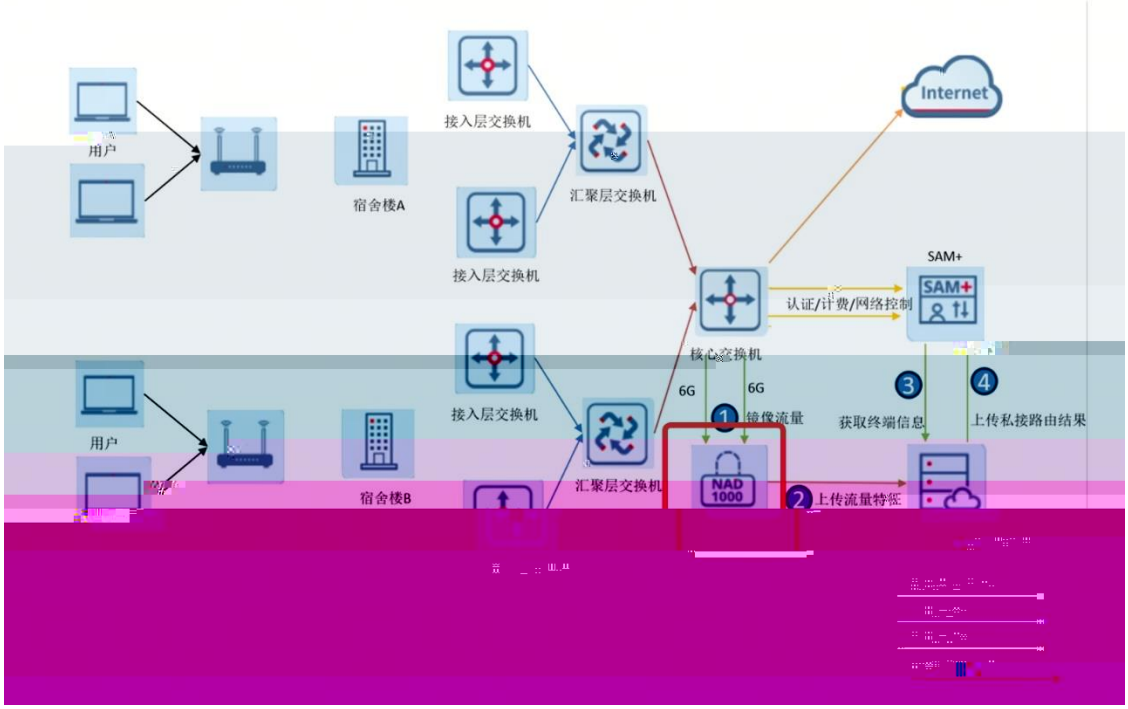

SAM+　SMP+

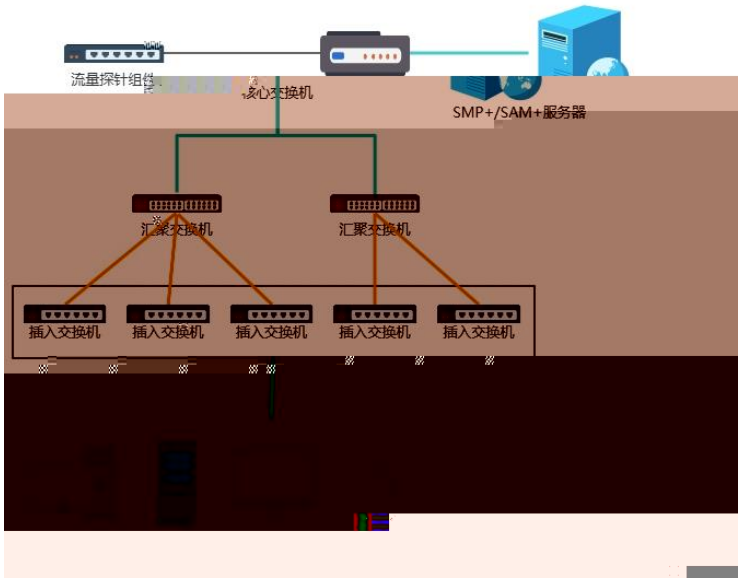

(3)

(4)

(5)

(6)

(7)

(8)

(9)

3.2

(1)

-

(2) -

(3)

(4)

3.3

3.3.1

RG-NAD 1000 TCP 40022 SSH

RG-NAD 1000 RG-SMP+/SAM+5.0/SAM+ TCP 60000

RG-NAD10000 RG-SMP+/SAM+5.0/SAM+

3.3.2

-

3.3.3

-

```
this(config)#show monitor
sess-num: 1
span-type: LOCAL_SPAN
src-intf:
```

⚠️ # E

A |Aô =Gƒ5¤ û Ñ ø69 ¸ # A÷ / Û Â F D ª ‰F >, e \!™ n >B- ÔL{ / ÛGƒ5¤ p ü ¸ - ‰ ¥ % ÞB -. Ê ¸ | >

(1)

```
v v v v ?ò
```

```
[HUAWEI-GigabitEthernet0/0/23]display observe-port
  ----------------------------------------------------------------------
  Index           : 1
  Untag-packet    : No
  Forwarding      : Yes
  Dynamic-alloc   : No
```

(2)

```
v v v KŒ ÿ
v v v v v v KŒ ÿ : ;>|#qGÿ
```

(3)

```
v v v KŒ ÿ
v v v v v v KŒ ÿ : ;>|#qGÿ
v v v KŒ ÿ
v v v v v v KŒ ÿ : ;>|#qGÿ
v v v KŒ ÿ
v v v v v v KŒ ÿ : ;>|#qGÿ
```

z

```
v v v v
```

z

```
v v v
```

⚠️ # E

A |Aô =Gƒ5¤ û Ñ ø69 ¸ # A÷ / Û Â F D ª ‰F >, e \!™ n >B- ÔL{ / ÛGƒ5¤ p ü ¸ - ‰ ¥ % ÞB -. Ê ¸ | >

(1)

(2)

(3)

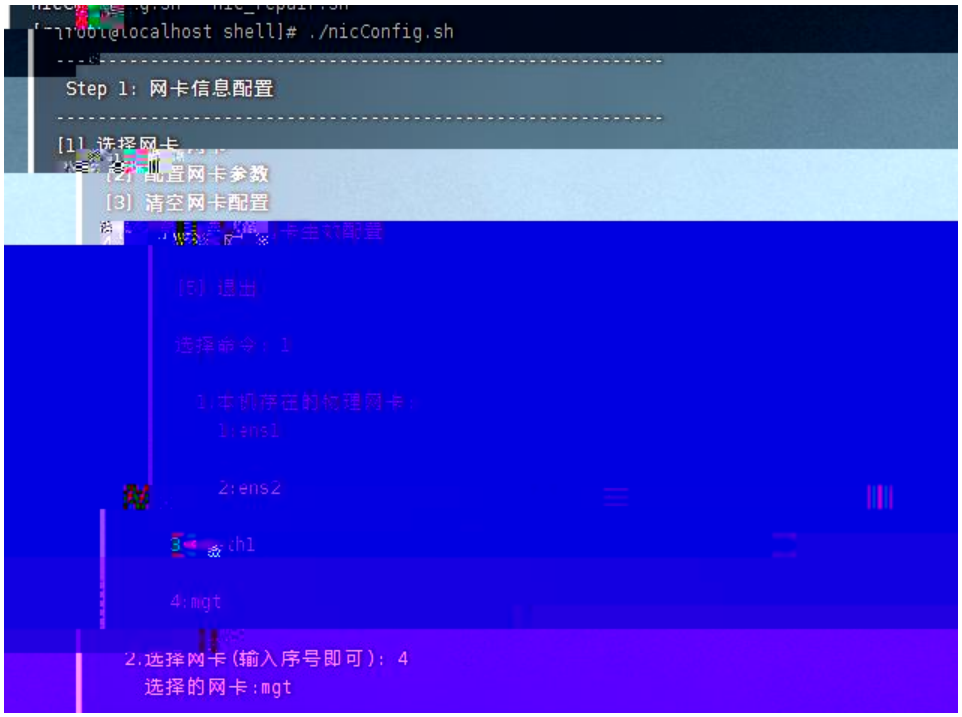
[root@localhost shell]# ./nicConfig.sh
Step 1: 网卡信息配置
[1] 选择网卡
[2] 配置网卡参数
[3] 清空网卡配置
2:ens2
4:mgt
2.选择网卡(输入序号即可): 4
选择的网卡:mgt

(4)

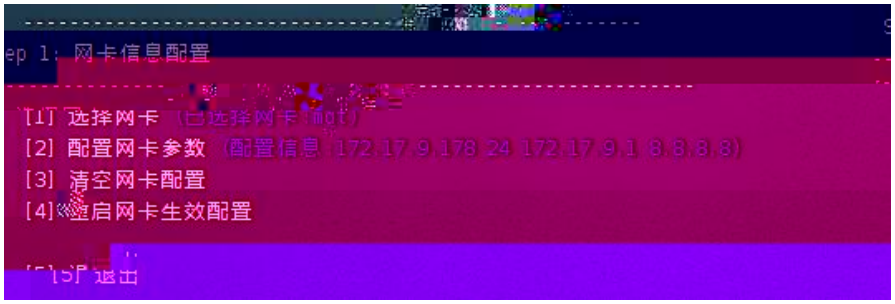
[1] 选择网卡 (已选择网卡:mgt)
[2] 配置网卡参数 (配置信息:172.17.9.178 24 172.17.9.1 8.8.8.8)
[3] 清空网卡配置
[4] 启动网卡生效配置

(5)

[root@localhost shell]# ./nicConfig.sh
[1] 选择网卡 (已选择网卡:mgt)
[2] 配置网卡参数 (配置信息:172.17.9.147 24 172.17.9.1 172.17.9.12)

(6)


2.选择抓包模式(输入序号即可): 2

(6)

4.2.4

(1) -

(2)

v

(3)

4

[root@localhost shell]# sh flow_config.sh
流量探针配置
[1]

-

- -

(4)



(5)

4.2.5 , 3

(1) -

(2)

v

(3)

3 IP enter



(4)

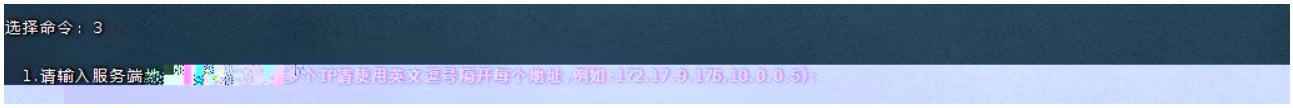

(5)

4.2.6

(1) -

(2)

v

(3)

5 enter

(4)

30000 30000 free -h

70%

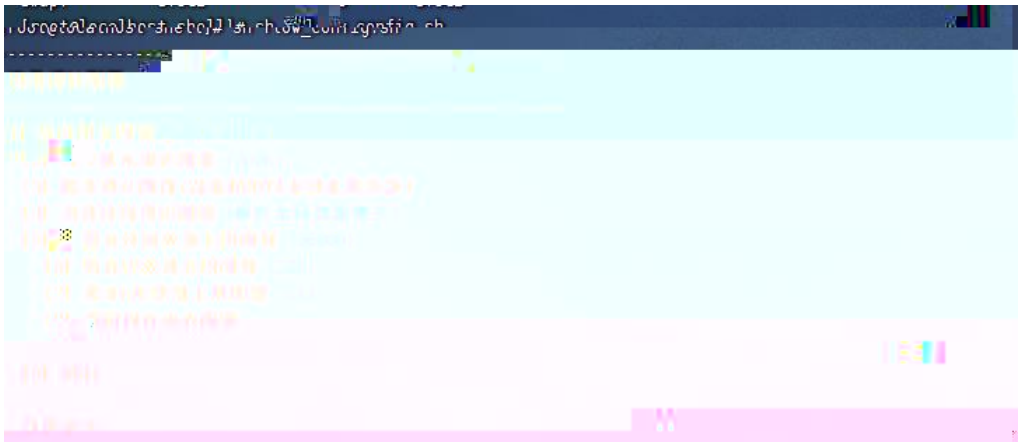

(4)

128

User Agent

(5)

4.2.8 ' 1 6

(1) -

(2)

v

(3)

7 DNS enter

DNS 512

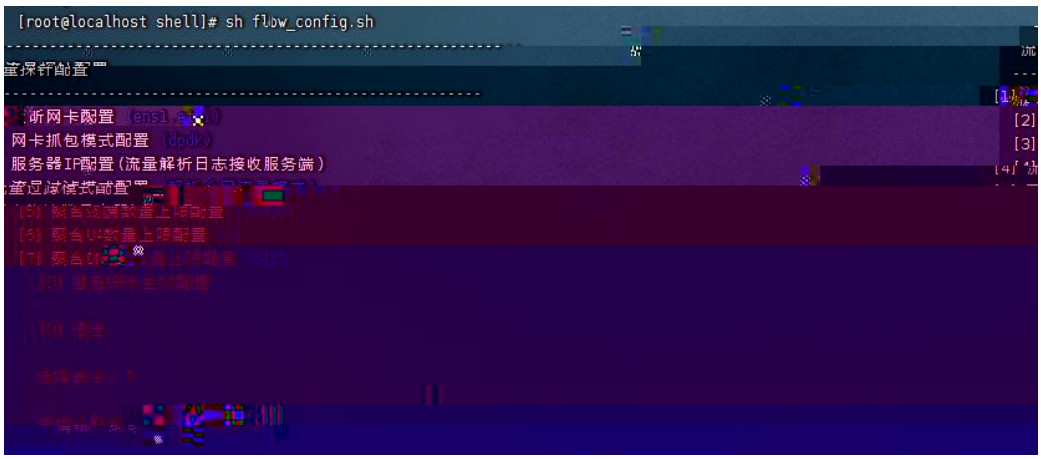

(4)

512

DNS

聚合DNS数量上限：

(5)

4.3 5 *- 1 $ '

-

-

(1)

(2)

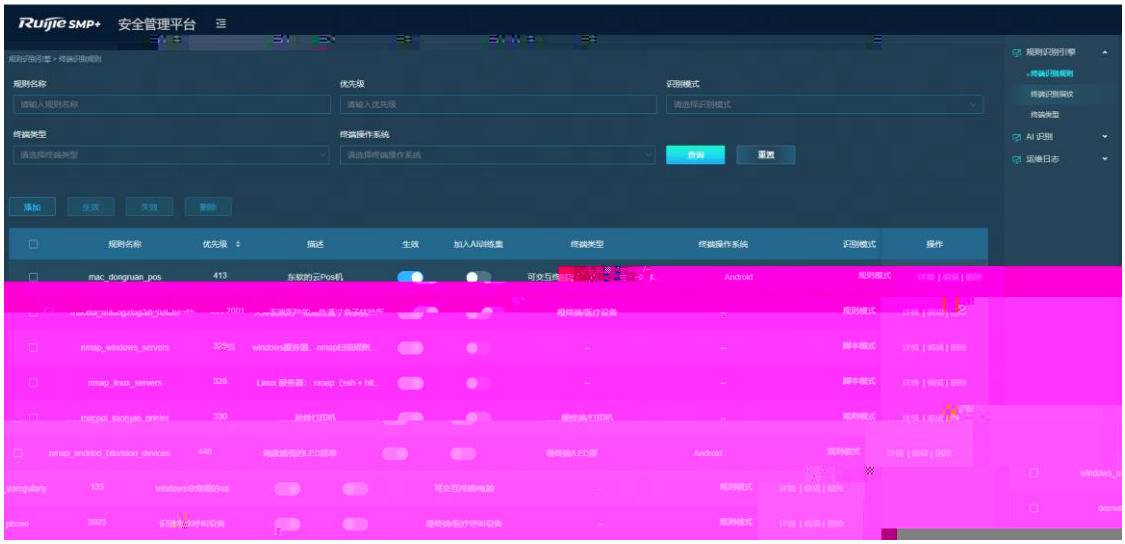
Ruijie SMP+
安全管理平台
规则名称
优先级
识别模式
终端类型
终端操作系统
查询
重置
添加
生效
失效
删除
规则名称
优先级
描述
生效
加入AI训练集
终端类型
终端操作系统
识别模式
操作
mac_dongruan_pos
413
东软的云Pos机
Android
规则识别引擎
AI 识别
运维日志

(3)

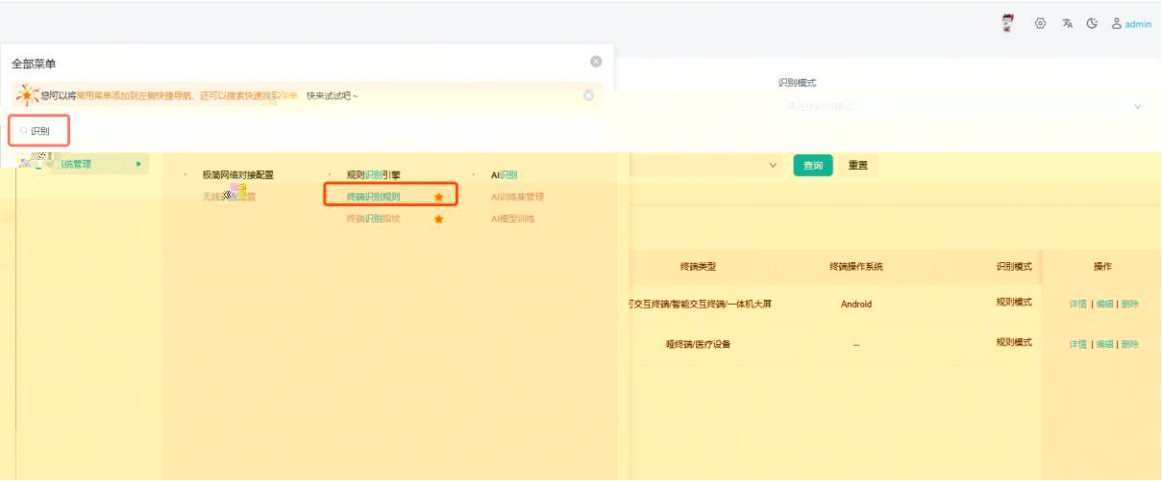
admin
全部菜单
识别
极简网络对接配置
规则识别引擎
AI识别
终端识别规则
终端识别指纹
AI识别集管理
AI模型训练
识别模式
查询
重置
终端类型
终端操作系统
识别模式
操作
Android
规则模式
详情 | 编辑 | 删除

(4)

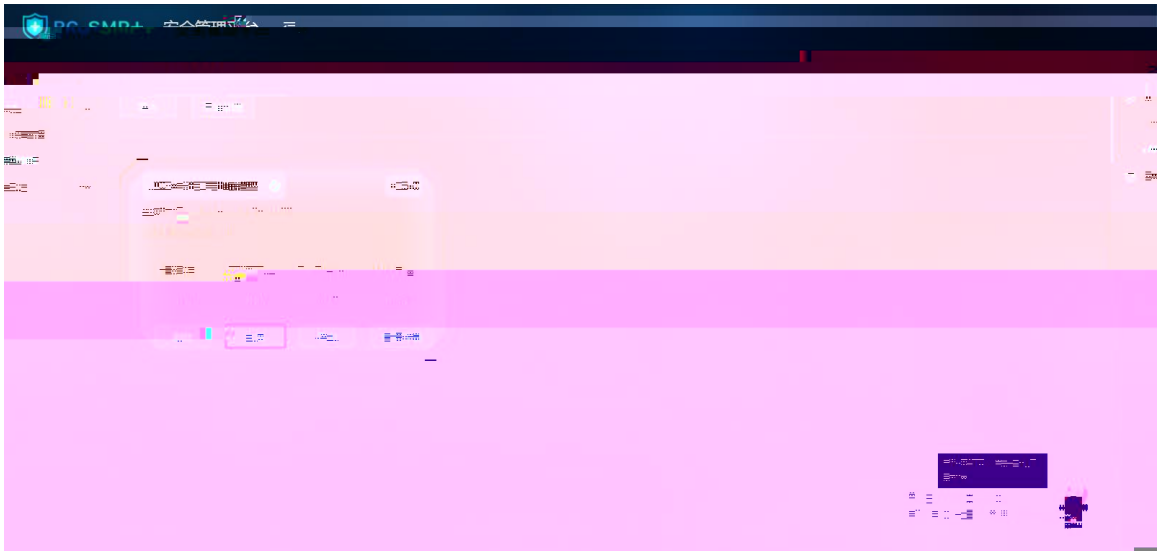

4.3.1

(1)

(2)

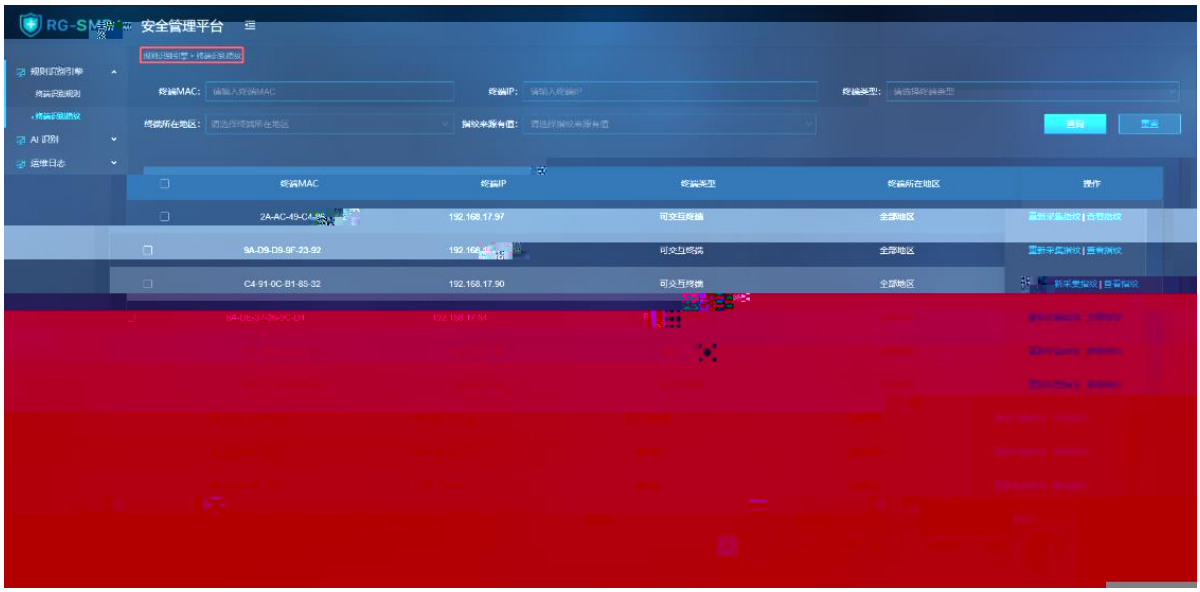
安全管理平台
规则识别引擎
终端识别规则
终端识别测试
AI 识别
运维日志
终端MAC:
终端IP:
终端类型:
终端所在地区:
指纹来源有效:
查询
重置
终端MAC
终端IP
终端类型
终端所在地区
操作
2A-AC-49-C4-86-A2
192.168.17.97
可交互终端
全部地区
9A-D9-D9-9F-23-92
192.168.17.13
C4-91-0C-B1-85-32
192.168.17.90
8A-DE-37-36-9C-D4
2F-26-B1-60-14-41
192.168.17.82
94-87-E0-3E-E0-7C
192.168.17.29
08-26-AE-39-C0-9A
192.168.54.188
00-50-56-B5-DF-87
172.17.8.126
00-50-56-B5-2D-7B
172.17.9.159
00-0C-29-74-EE-AE
192.168.54.232
重新采集指纹
查看指纹

(3)

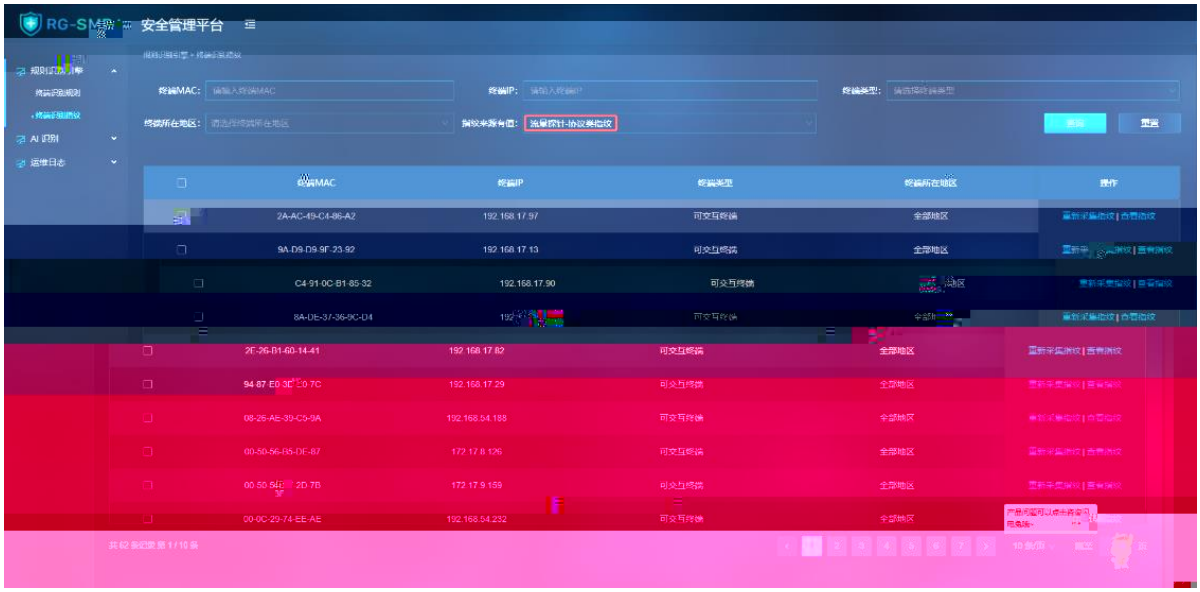
安全管理平台
规则识别引擎
终端识别规则
终端识别测试
AI 识别
运维日志
终端MAC:
终端IP:
终端类型:
终端所在地区:
指纹来源有效:
流量统计-协议类指纹
查询
重置
终端MAC
终端IP
终端类型
终端所在地区
操作
2A-AC-49-C4-86-A2
192.168.17.97
可交互终端
全部地区
9A-D9-D9-9F-23-92
192.168.17.13
C4-91-0C-B1-85-32
192.168.17.90
8A-DE-37-36-9C-D4
2F-26-B1-60-14-41
192.168.17.82
94-87-E0-3E-E0-7C
192.168.17.29
08-26-AE-39-C0-9A
192.168.54.188
00-50-56-B5-DF-87
172.17.8.126
00-50-56-B5-2D-7B
172.17.9.159
00-0C-29-74-EE-AE
192.168.54.232
重新采集指纹
查看指纹